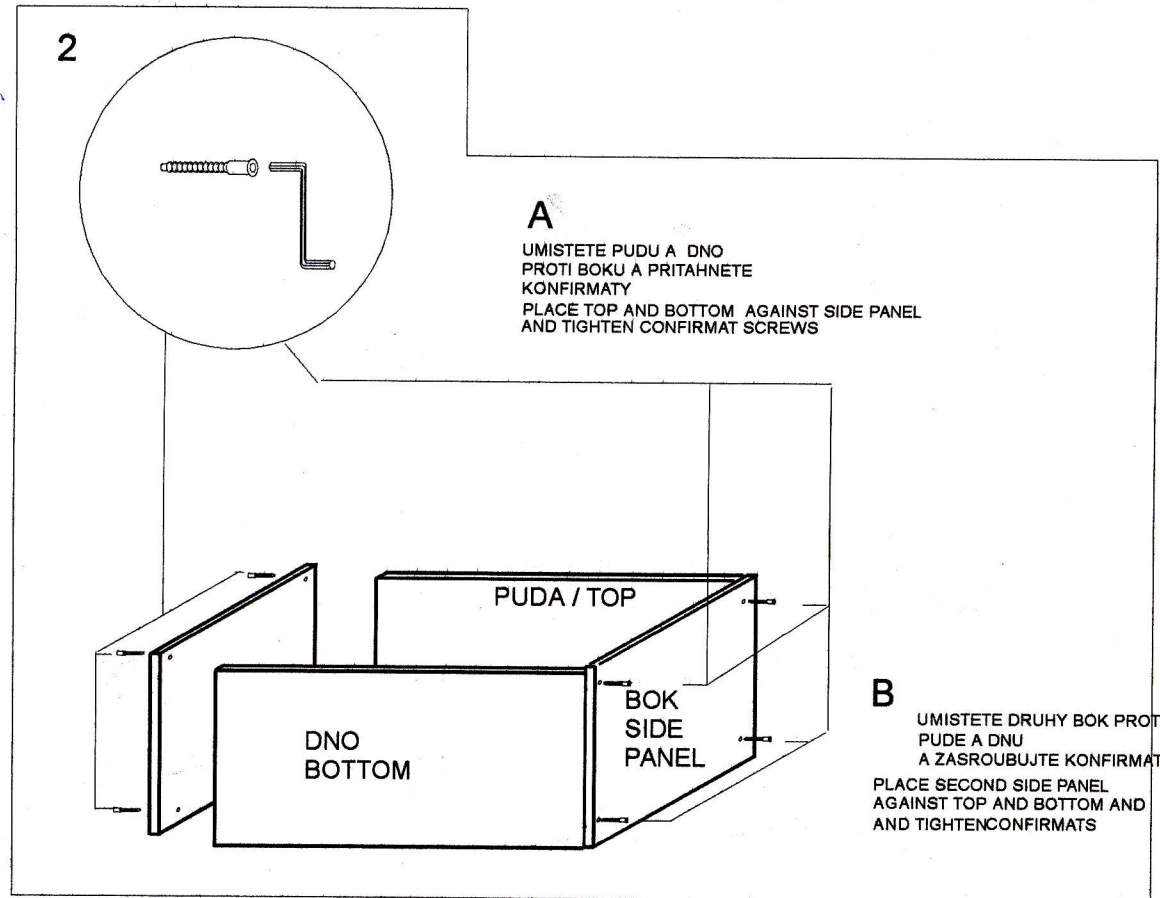
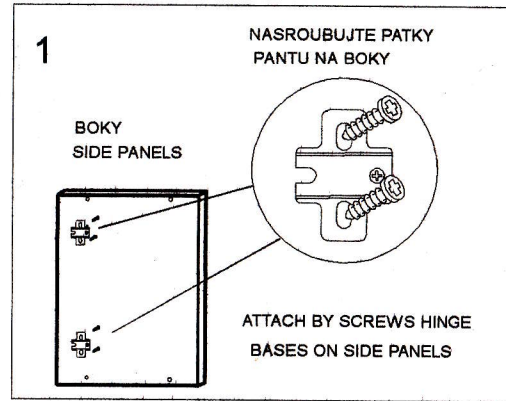
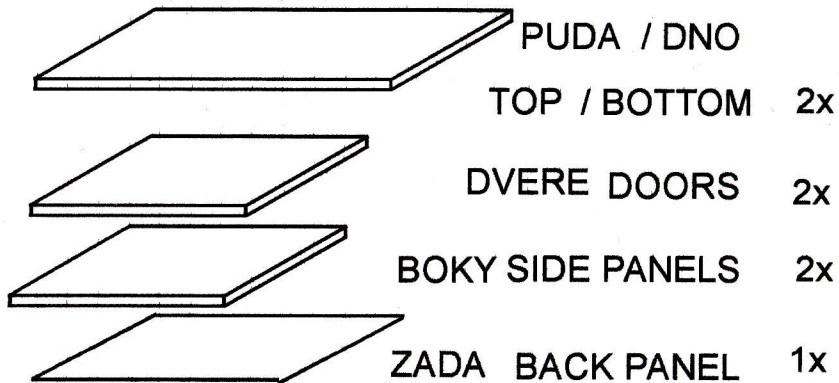
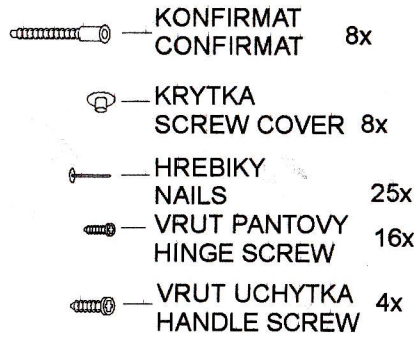
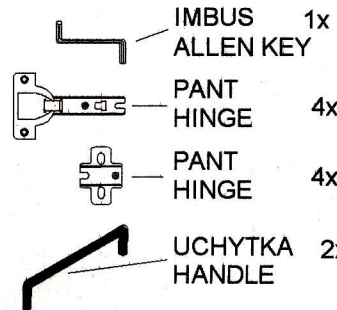


IČO : 48907847
 DIČ : 288 - 48907847

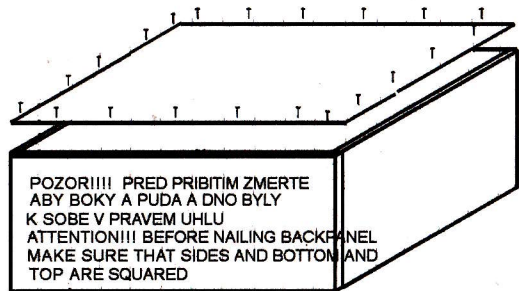
**NASTAVEC
 TOP BOX**

8

**SEZNAM DILU
 PARTS LIST**




- 3** PRIBIJTE ZADA NA NEOLEPENE HRANY
NAIL BACKPANEL TO UNTAPED EDGES

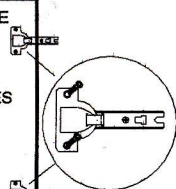


POZOR!!!! PRED PRIBITIM ZMERTE
ABY BOKY A PUDA A DNO BYLY
K SOBE V PRAVEM UHLU
ATTENTION!!!! BEFORE NAILING BACKPANEL
MAKE SURE THAT SIDES AND BOTTOM AND
TOP ARE SQUARED

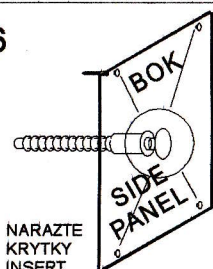
- 4** PRISROUBUJTE
UGHYTKU
INSTALL
HANDLE



PRISROUBUJTE
PANTY NA
DVERE
INSTALL HINGES
ON DOORS
DVERE
DOOR



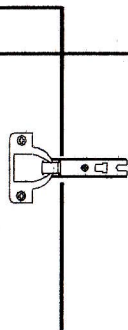
6



NARAZTE
KRYTKY
INSERT
SCREW COVERS

5

DVERE
DOOR

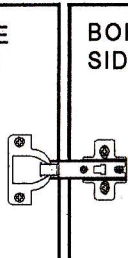


BOK
SIDE
PANEL

NASADTE DVERE DO BOKU
INSTALL DOORS ON SIDE
PANEL

POVOLTE SROUB
NASUNTE PANT
A UTAHNETE
LOOSEN SCREW
SLIP IN HINGE
AND TIGHTEN

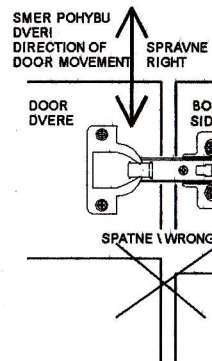
DVERE
DOOR



BOK
SIDE
PANEL

NAVOD K NASTAVENI DVERI INSTRUCTIONS FOR DOOR ADJUSTMENT

- 1** POVOLTE SROUBY A NASTAVTE DVERE PROTI BOKU
LOOSEN SCREWS AND ADJUST DOOR AGAINST SIDE PANEL



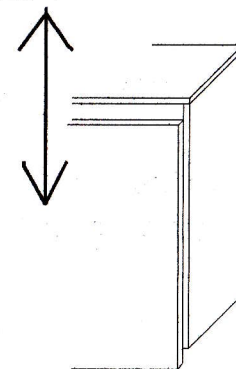
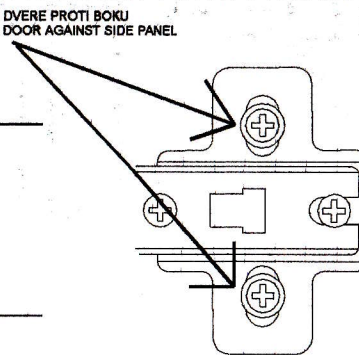
SPRAVNE
RIGHT

SMER POHYBU
DVERI
DIRECTION OF
DOOR MOVEMENT

DVERE

BOK
SIDE
PANEL

SPATNE
WRONG



- 2** POVOLTE SROUB A NASTAVTE DVERE PROTI BOKU
LOOSEN THE SCREW AND ADJUST THE DOOR AGAINST SIDE PANEL

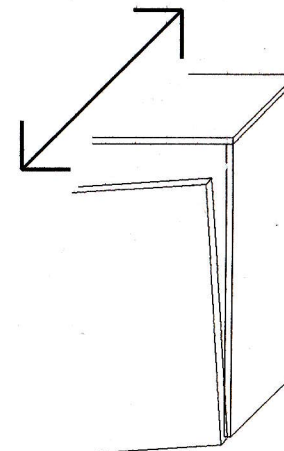
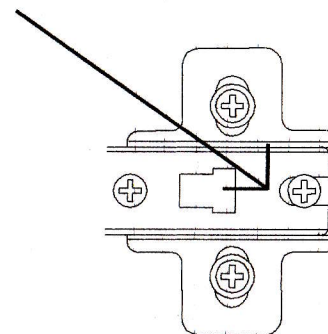
SMER POHYBU
DVERI
DIRECTION OF
DOOR MOVEMENT

SPRAVNE
RIGHT

DVERE

BOK
SIDE
PANEL

SPATNE
WRONG



- 3** POVOLENIM NEB UTAZENIM SROUBU SE DVERE VZDALUJI NEBO PRIBLIZUJI BOKU
BY LOOSENING OR TIGHTENING OF THE SCREW THE DOOR IS MOVING
CLOSER OR FURTHER FROM THE SIDE PANEL

DVERE

BOK
SIDE
PANEL

DVERE

